

Sadler's Wells

TECHNICAL SPECIFICATIONS AND EQUIPMENT LISTS

Sadler's Wells Trust Ltd does not guarantee that all or any of these facilities or equipment will be available or suitable for the purposes of the visiting company. A visiting company should in all cases check with Sadler's Wells Technical Management to ensure the information contained herein is up to date and correct. At certain times some equipment detailed in this document maybe temporarily unavailable.

Emma Wilson, Director of Technical and Production

T: +44 (0)20 7863 8174

E: emma.wilson@sadlerswells.com

Liam Fahey, Chief Technician for Sadler's Wells Theatre

T: +44 (0)20 7863 8172

E: liam.fahey@sadlerswells.com

Tom Hares, Senior Technician (Administration)

T : +44 (0)20 7863 8179

E : tom.hares@sadlerswells.com

Christian Wallace, Senior Technician (and crew contact)

T : +44 (0)20 7863 8173

E : christian.wallace@sadlerswells.com

Contents

Page

Working Regulations	2
Unloading and Parking Restrictions	3
Presentation of Productions	3
Auditorium	4
Stage and Orchestra pit	5
Flying System	6
Stage Equipment	7
Dressing Rooms and Wardrobe	8
Lighting	9
Power supplies	11
Effects	11
Sound	12
Communications and Audio Visual	14
Appendix A: Method Statement for Power Flying	15
Appendix B: Code of Practice for loading/unloading	16
Appendix C: Code of Practice for get-ins and get-outs (<i>residents and noise</i>)	17
Appendix D: MAC 500 gobos	18
Appendix E: CXI scroller colours	19
Appendix F: Rainbow scroller colours	21
Appendix G: Semi Permanent FOH rig plan	22
Appendix H: 5K Rainbow scroller colours	23

Sadler's Wells

TECHNICAL SPECIFICATIONS AND EQUIPMENT LISTS

WORKING REGULATIONS

It is essential that the following regulations and restrictions are noted by all visiting companies. Please ensure that any relevant personnel are made aware of the following:

Working Time Regulations

Please note that in accordance with Working Time Regulations 1998, an 11 hour break between working shifts must be scheduled for all members of staff.

Furthermore, suitable breaks must be scheduled within shifts to ensure the health and welfare of all staff. If in doubt as regards any aspect of the working schedule please contact Technical Management. All schedules must be agreed in advance.

Noise at Work Regulations

Please note that in accordance with the Noise at Work Regulations 1989, the Control of Noise at Work Regulations 2005, and for the benefit and care of all staff and members of the public, Sadler's Wells Trust reserves the right to monitor and if necessary limit the sound levels for any given performance.

Working at Height Regulations

Please note that in accordance with Working at Height Regulations 2005 and HSE instructions, mobile access equipment such as Tallescopes must be used in accordance with manufacturer's instructions. Tallescopes are therefore not to be moved with personnel in the basket. Sadler's Wells Theatre has an Upright U-Drive 25 for the purpose of focusing lights etc. It has a maximum platform height of 7.6m/25ft and is a self-drive unit. It may only be operated by trained personnel. Please bear this in mind when setting schedules and crewing levels for any production.

Power Flying Method Statement

Sadler's Wells Method statement for Operation of the Power Flying System is included in this document (Appendix A). It is the responsibility of the visiting company to ensure that all relevant staff are made aware of this Method Statement and that work is scheduled accordingly in agreement with Sadler's Wells.

Loading and Unloading Guidelines

Sadler's Wells Code of Practice for loading and unloading is included in this document (Appendix B). It is the responsibility of the visiting company to ensure that all relevant staff are made aware of this Code of Practice and that all relevant activities are carried out in accordance with the Code.

Sadler's Wells

TECHNICAL SPECIFICATIONS AND EQUIPMENT LISTS

UNLOADING AND PARKING RESTRICTIONS

Load-in / dock doors:

Loading doors to street both sides (please advise if you need to use Arlington Way):

Rosebery Avenue (main entrance): (4.5m H x 3.2m W) at street level

Arlington Way (secondary entrance): (3.1m H x 3.1m W) shallow ramp down to stage.
(adjustable to flat once load-in is complete)

Parking / Loading:



The general hours of restricted parking for small vehicles are Mon-Fri 08.30-18.30 / Sat 08.30-13.30. Single yellow lines (in both Rosebery Avenue and Arlington Way) indicate no parking during these designated times (Double yellow lines indicate no parking 'at any time').

Sadler's Wells is situated on a busy main road, and there are additional restrictions in force as a result. Waivers to parking restrictions unfortunately cannot be obtained by Sadler's Wells from the local authority (Islington Council).

There are restrictions for loading (between 08.30-10.00 and 16.00-18.30), and for waiting overnight with a vehicle over 5T (see photographs). Please consider if you wish to adjust your schedule or the arrival of your freight accordingly. Please contact the Technical Department should you need further information or guidance.

PRESENTATION OF PRODUCTIONS

Sadler's Wells Theatre has particular features in its auditorium, which a visiting company will need to address in its plans and technical schedules.

Lighting for House curtain

The house curtain is multi-layered fabric able to be lit in different colours, with grey gauze covering red fabric. The theatre carries permanently-rigged house curtain lighting. Whenever the house curtain is lowered in front of an audience, including for curtain calls, it will need to be lit. The company may select colours and suitable light levels when plotting lights for any performance. If the company fails to plot these then Sadler's Wells Trust will arrange house curtain lighting at its discretion.

Lighting for auditorium ceiling and side panels

The auditorium's ceiling and side walls are made of neutral grey perforated metal panels that respond to coloured lighting and act as projection screens for gobos and colour. The colours and levels for the lighting for these auditorium panels are preset by Sadler's Wells Trust unless the company selects other colours or patterns which are acceptable to Sadler's Wells Trust.

Conductor's spots

For those productions which require a conductor, the theatre carries two spots either side on Bridge 1 to light the conductor's face and hands. The conductor will normally be lit when s/he takes the conductor's stand and during any bow from the stand.

Sadler's Wells

TECHNICAL SPECIFICATIONS AND EQUIPMENT LISTS

AUDITORIUM

Maximum capacity	1568
Stalls	667 seats (including 10 seats in galleries each side) (Reduces according to pit layout – see below)
First Circle	420 seats (including 30 seats in galleries)
Second Circle	481 seats (including 30 seats in galleries)

Orchestra pit/forestage:

Seating in the stalls can be varied as follows:

With a full-sized orchestra pit/forestage of 3 orchestra pit lifts (rows AA-DD removed): 574 seats

With medium sized pit/forestage of 2 orchestra pit lifts (rows BB-DD removed): 598 seats

With a small sized orchestra pit/forestage of 1 orchestra pit lift (rows CC- DD removed): 622 seats

To set a sound control position in the rear stalls removes a further 18 seats in rows S,T,U.

Promenade option:

Removes a total 302 seats in stalls rows DD to AA and A to H.
Replaced by up to 533 standing positions (subject to licensing).

Wheelchair spaces (standard setting):

Removes 12 seats in stalls rows J & K to create spaces for 3 wheelchair users and 3 accompanying persons.

The number of wheelchair spaces in rows J & K is increased or decreased in response to demand.

Sadler's Wells

TECHNICAL SPECIFICATIONS AND EQUIPMENT LISTS

STAGE AND ORCHESTRA PIT

Performance Area	variable up to 15m by 15m
Proscenium	Width: max 15m, adjustable down to 12.7m Height: 9m, adjustable down to 8m <i>By removing proscenium border and speaker assembly, height may be increased to 10m.</i>
Height to underside of grid	21m
Depth of flying from proscenium wall	15.2m
Stage flat and sprung for dance Trapped area downstage	18m x 15m (approx sprung area) 12m x 6m (set 1.7m from proscenium line)
Stage depth on centre-line from upstage side of safety curtain	16m
Side wall to side wall	23.5m downstage 21.5m upstage
Wings measured from proscenium opening	4.5m SR 4.5m DSL 2.5m USL
Side stage storage (approx)	25m ²

Orchestra pit:

There are 3 orchestra pit lifts which can be fully seated to accommodate up to 4 additional rows of seating (93 seats) up to the front edge of the stage. Once the seats are removed they can be used to create the orchestra pit in 3 settings: the small orchestra pit (pit lift 1 only), medium orchestra pit (pit lifts 1 & 2), or large orchestra pit (pits lifts 1, 2 & 3). The largest can accommodate up to 75 musicians.

These 3 pit lifts can be set at variable levels from orchestra pit up to stage level. There in addition a 2m deep section of the orchestra pit under the front of the stage. This level cannot be adjusted as is permanently in place.

Orchestral equipment:

50 x RAT stands with light fitting (dimnable)
1 x RAT conductors stand (dimnable)
70 x Black cushioned chairs
Assorted sizes of rostra

Sadler's Wells

TECHNICAL SPECIFICATIONS AND EQUIPMENT LISTS

FLYING SYSTEM

Height to underside of fly-floor: 7.6m (6.5m clearance)

Between fly galleries: 20m

System Control: Krupp Silent Winches control system by Stage Technologies.
2 x Nomad control panels.
Principal fly floor is stage right – but control positions are variable.

Power flying winch bars at 200mm centres start at 2m upstage from the front edge of the stage/the proscenium, 72 bars including house curtain, 600kg load capacity, speed variable according to load.

In the 2m from the front edge of the stage/the proscenium are: safety curtain, drencher, house curtains, and (variable) proscenium masking. Details are on the theatre plans. These items remain in position at all times and must not be obstructed.

Bar length: 16m (extensions for masking to 19m) – all bars double 48mm doubletruss OD.

2 Onstage wing bars (SL & SR) operated by power flying system – bar length 13m approx.
2 Offstage wing bars (SL & SR) operated by fixed speed winches – bar length 13m approx.

Up to 12 point hoists, variable positions across full setting area – (800kg) operated by Krupp power flying system – winches located in level 2 grid. *Please check with the theatre for availability.*

Forestage grid with up to 6 power winch bars (4 fixed speed/2 variable speed), although the 2 fixed speed bars nearest the stage are in use for the speaker bar assembly.

Safety curtain controlled power in and out at 1 mps (fixed speed). This enables a hard edge guillotine 'curtain' effect.

House tabs variable speed. Semi-tableau facility available upon request.

Load-bearing beams above bridges 1, 2 and 3, capacity 250k per point, 750k in total for each beam

A visiting company should in all cases check with Sadler's Wells Technical Management and advise of any requirements that are important for its productions, as some equipment may be temporarily unavailable. Visiting companies are also advised to make themselves familiar with Appendix A: Method Statement for Powered Flying.

Sadler's Wells

TECHNICAL SPECIFICATIONS AND EQUIPMENT LISTS

STAGE EQUIPMENT

Soft Goods:	<u>Width(metres)</u>	<u>Drop (metres)</u>
6 Black Masking Borders	19	4
6 Pairs of Black Legs	3	10.5
1 Pair Black narrow Legs	1.5	10.5
2 Black Full Width Cloths	19	10.5
2 Black Wide Cloths	16	10.5
2 Black Gauze	19	10.5
1 White BP Cyc	19	10.5

All the drapes above are without fullness, ties at top, conduit pocket at bottom.

Other:

- 1 Harlequin 'Studio' Black dance floor to cover whole stage performing area
- 1 Harlequin 'Studio' White dance floor to cover whole stage performing area

Several portable ballet barres for onstage use.

1 upright rehearsal piano for onstage use.

Sadler's Wells

TECHNICAL SPECIFICATIONS AND EQUIPMENT LISTS

DRESSING ROOMS AND WARDROBE

Wardrobe equipment:

1 washing machine (industrial size)
1 tumble dryer (industrial size)
1 spin dryer
1 sewing machine
4 ironing boards
4 steam irons
2 upright clothes steamers
12 costume rails

Dressing Rooms:

A dedicated quick change room is at stage level accessed through the stage right exit. Other on-stage temporary facilities by request.

<i>Room</i>	<i>Floor</i>	<i>Capacity</i>	<i>Notes</i>
1.1	1	3	Has 1 x toilet and shower
1.2	1	7	Has 2 x showers
1.3	1	4	Has 1 x toilet and shower
1.4	1	4	Has 1 x toilet and shower
1.5	1	4	Has 1 x toilet and shower
1.6	1	5	Has 1 x toilet and shower (both fully accessible)
1.7	1	10	Has 1 x sink
2.1	2	12	Has 3 x sinks and showers
2.2	2	16	Has 3 x sinks and showers
2.3	2	10	Has 1 x sink
2.4	2	9	Has 2 x sinks and showers
B1	SB	1	Has 1 x toilet and shower
B2	SB	7	Has 2 x toilets and showers
B3	SB	-	Has 30 x lockers
B4	SB	-	Has 60 x lockers

All dressing rooms are fully accessible, have mirrors, audio show relay, paging calls and a video feed of the main stage.

All dressing rooms have keypad locks and additional showers and toilets are available on all levels.

Sadler's Wells

TECHNICAL SPECIFICATIONS AND EQUIPMENT LISTS

LIGHTING

Consoles and Dimmers:

ETC Eos lighting console (4000 outputs) with 2 x 20 universal fader wing
ETC Eos Remote Processor Unit (Tracking backup)
ETC Eos Radio Focus Remote
ETC Net 3 network to all dimmer rooms via ETC DMX gateways
ETC Net 3 touring gateways for alternate console use (fully configurable DMX in and out)
Strand 500 series console may also be available, please check if required.

Note, by default all SWT house dimmers (502) are on DMX universe 1.

384 x 2.5k	Strand LD90 dimmers	(2 x 15A sockets)
106 x 5k	Strand LD90 dimmers	(32A CeeForm sockets)
10 x 10k	Strand LD90 dimmers	(63A CeeForm sockets)

Dimmer distribution:

Stage level and perch outlets are blue phase, max load 400A
Stage overhead outlets are yellow phase, max load 800A
Front of house outlets are red phase, max load 400A

Front of House equipment:

(Semi-permanently rigged, plans available online, see Appendix G)

Bridge 3:	12 x 19° ETC Source 4	750w fixed beam profile
Bridge 2:	16 x 19° ETC Source 4	750w fixed beam profile
Bridge 1:	15 x Strand SL 15-32°	600w zoom profiles
Proscenium booms:	8 x Strand SL 25-50°	600w zoom profiles
	12 x Strand SL 15-32°	600w zoom profiles
Slips:	12 x Strand SL 15-32°	600w zoom profiles
Circle rails:	12 x Strand SL 15-32°	600w zoom profiles

Additional lighting stock:

90 x Strand SL 15-32° 600w zoom profile

30 x Strand SL 25-50° 600w zoom profiles

26 x ETC Source 4 750w profile BODIES (Note, In addition to bridges 2+3, Bodies only).

4 x 19° ETC Source 4 LENSES to fit above. (+28 from bridges 2+3)

18 x 26° ETC Source 4 LENSES to fit above.

12 x 36° ETC Source 4 LENSES to fit above.

8 x 50° ETC Source 4 LENSES to fit above.
(Note units may be exchanged from Bridge 2/3 if preferred)
(Note total number of S4 750w bodies is 54)

24 x Strand Alto 2kW PC
(+ additional Fresnel lenses x 10 and Clear Convex lenses x 8)

Sadler's Wells

TECHNICAL SPECIFICATIONS AND EQUIPMENT LISTS

- 50 x Robert Juliat 1.2kw fresnels
(Fresnel lenses x 50 and Clear Convex lenses x 12)
- 125 x Par64 1kW (CP60 / CP61 / CP62 – please ask for details)
- 4 x Robert Juliat 710SX2 10-25° zoom profiles
- 4 x Robert Juliat 714SX2 15-40° zoom profiles
- 4 x Strand Bambino 5kW Fresnel
- 12 x Mac 500
(See Appendix D for gobo details. Note: please check for availability of the Macs)
- 1 x Vari*Lite VL1000AS (Arc lamp with shutters. CMY colour mixing)
- 9 x Strand Pirouette 2kW PC
(these take 32-colour Rainbow Scrollers, there are 18 scrollers in total)
- 20 x CXi scrollers 7½ inch for Par 64
(See Appendix E for colours. Note can all also be changed to Strand SL fittings)
- 10 x CXi scrollers 7½ inch for Strand SL
(We have a small number of extra adaptor plates – check for exact requirements)
- 18 x 32-colour Rainbow Pro Scrollers (Fit either Pirouette or Strand Alto 2kW PC)
(See Appendix F for colours)
- 2 x 10-colour Rainbow scrollers (To fit 5K Strand Bambinos)
(See Appendix H for colours)

Flood Units:

Single units	8 x Selecon Lui	1kw Asymmetric flood units
Flood bar	8 x horizontal Strand Iris 4	4 x 1kw asymmetric flood units
Ground row	8 x Strand Orion 4	4 x 1kw asymmetric flood units

Followspots:

- 4 x Robert Juliat Aramis 2.5kw HMI profile
(Positions on Bridge 3 or booth at rear of upper circle)

Colour Frame sizes:

All Robert Juliat	215 x 215 mm
Aramis	circle of diameter 272mm
Strand Alto 2k PC/F	245 x 245mm
Strand Orion (g/row)	300 x 250mm
Strand SL	160 x 160 mm
Par64	250 x 250mm
Strand Iris (flood)	400 x 300mm
Selecon Lui (flood)	265 x 203mm
Strand Bambino	circle of diameter 325mm

Sadler's Wells

TECHNICAL SPECIFICATIONS AND EQUIPMENT LISTS

Lighting Rigging – Miscellaneous details:

10 x 4.5m mobile lighting towers with 6 way internal wiring per tower (See stage plan for full details)

10 x Doughty boom bases with 3m black 48mm aluminium scaffold pipe

6 full width lighting bars with 4 x 6-way internally wired bars (24 circuits per bar), can be rigged on any flying bar.

Lighting stands: 2 x 3m and 4 x 2.5m

POWER SUPPLIES

230V single phase, 50 hertz onstage and throughout building

Distro at mid-SL (Stage level)	415V 3PNE 400A per phase Powerlocks (2 sets).
	1 x Powerlock – Camlock converters
CEE form:	1 x 125A 3PNE (+ extension cable to mid SR)
	1 x 63A 3PNE
	4 x 32A 3PNE
	4 x 32A 1PNE

Distro at mid-SL (Upper Gallery level)	4 x 32A 1PNE (CEE-form)
	24 x 15A 1PNE (All with individual MCB)

Sound power: 230V single phase supply throughout building

Sound distro mid-SL & mid-SR: 1 x 63A / 1 x 32A / 1 x 16A

Outside broadcasts:

Outside Broadcast routes: both horizontal and vertical allow access to all levels of the auditorium, the control boxes, stage and orchestra pit. Power and data points at OB entrance on Arlington Way.

Power is 125A 3PNE CEE form connection

Please contact Sadler's Wells Technical Management for specific requirements.

EFFECTS

3 x JEM ZR22 DMX smoke machine
1 x JEM ZR12 DMX smoke machine
1 x JEM Technofog smoke machine + remote
1 x Cirrolite Strata CS6 Haze machine
1 x MDG atmosphere Haze machine (Variable output, CO2 powered. Advance notice required)
2 x JEM DMX fans

ALL SPECIAL EFFECTS MUST BE REQUESTED AND APPROVED IN ADVANCE as they may require alterations to automated fire and smoke alarm systems and special local authority licensing approval.

Sadler's Wells

TECHNICAL SPECIFICATIONS AND EQUIPMENT LISTS

SOUND

Sound power: 230V single phase supply throughout building

Sound distro mid-SL & mid-SR: Each has 1 x 63A / 1 x 32A / 1 x 16A SPN+E Ceeform
(total load across sound distros can not exceed 200A)

FOH Speakers and delays:

EAW JF260	x 2: centre cluster (stalls and circle) x 2: left and right second circle level (top of the proscenium) x 2: left and right first circle level x 2: left and right stalls level
EAW JF200	x 2: with flying frames
JBL Control 1	x 5: front fills (100v soffit / mono feed)
EAW JF260	x 3: left/centre/right delays for second circle from rear of bridge three
JBL Control 1 delay lines	x2 in stalls, x2 in the dress circle, x1 in the upper circle (100v soffit / 7 speakers per line.)

(All powered by Crest CA6 amplifiers)

EAW SB180p subs	x 2: right and left first gallery
MARTIN S218 subs	x 2: right and left stalls

(Powered by Crest CA9 amplifiers on a shared mono feed)

d&b Audiotechnik E3	x 2 stalls delay fill x 2 first circle delay fill
---------------------	--

(E3 powered by d&b E-PAC)

Peavey Mediamatrix system processor

Monitors:

d&b Max 12 x 4
Yamaha P7000S amps x 2

Tannoy i8 effect speakers x 2
Tannoy TX1 processor units x2

Tannoy T12 wedges x 2
Tannoy TX2 processor units x2

CREST CA6 amps x 2

Sadler's Wells

TECHNICAL SPECIFICATIONS AND EQUIPMENT LISTS

Mixers:

Midas Legend 3000:	40 mono + 4 stereo inputs	
	12 Aux sends / 8 groups / 6 Matrix / LCR out	
Yamaha O2R:	24 mono (16 mic) + 2 stereo inputs	6 Aux sends / LR out
	Extra analog cards - 2 x 8 way one input, one output (TRS)	
Soundcraft LX7ii:	24 mono + 2 stereo inputs	6 aux sends / 4 groups / LCR out
Soundcraft Folio:	8 mono + 2 stereo inputs	3 aux sends / LR out

Main mixing positions are in a booth at rear of first circle or at the rear of the stalls by removing seats STU 15-20 to create an area of **2.8m wide x 2.4m** deep.

Playback:

1 x rackmounted PC with ADAT 8-input/ 8-output running SCS9 Professional	
2 x CD Player:	Sony CDP-10
2 x CD Player:	Tascam CD 401
2 x Mini-Disc player:	Tascam MD350

Outboard Processing:

3 x Rane GE60 EQ dual 30 band graphic equaliser
2 x Yamaha SPX990 effects unit
2 x DBX 166A compressor / limiter

Microphones:

Radio Microphones:

5 x Sony WRT-807 wireless handhelds
18 x Sony WRT-860 belt-packs (selection of MKE2 Gold, DPA4060, ECM 77, DPA4066, AKG C420, and Beyer TX 30.11 microphones)
please enquire as to availability; note that handhelds share frequencies with belt-packs.
SWT uses Ch 62 and Ch69 – please check frequencies of any wireless equipment

Condenser microphones:

3 x AKG C535
2 x AKG C1000
4 x AKG C3000 with H-100 shock mounts
2 x AKG C414 with H-100 shock mounts
2 x AKG C418
1 x AKG C419
8 x AKG SE300B mics with: choice of head including 8 x CK91 cardioid / 2 x CK94 figure 8 / 2 x CK98 rifle. Also 5 x VR51 gooseneck extensions
1 x AT4073a with AT8410a shock mount
2 x Beyer MCE90 with shock mounts
4 x Crown PCC 160
1 x Shure SM81

Dynamic microphones:

1 x AT Pro 25
3 x Shure SM57
4 x Shure SM58

4 x BSS AR133 active DI boxes
4 x EMO passive DI boxes
Selection of mic stands: short and tall with boom arms.

Sadler's Wells

TECHNICAL SPECIFICATIONS AND EQUIPMENT LISTS

COMMUNICATIONS AND AUDIO VISUAL

Intercom:

12 x Tec-Pro wired belt-packs and headsets (Clearcom compatible)

6 x ICOM radio walkie-talkies available for visiting company use with headsets (interfaced with hard-wired comms, note simplex only)

Cue lights, 8 patchable + 4 pre-set

Backstage calls and Show Relay to dressing rooms

AV Equipment:

1 x colour CCTV camera on front of 1st Circle covering stage and routed to: DSM position; SL wing; SR wing, LX control, Flies, stage door and every dressing room

1 x colour CCTV camera focused on conductor in pit and routed to DSM position and sound position

1 x infra-red CCTV camera on front of 2nd Circle covering stage and routed to DSM position and fly floor operating position

1 x infra-red CCTV camera on fly floor position for local use, with accompanying monitor

Monitors at DSM position and wings: additional monitors available, please request if needed

1 x Panasonic MX70 analogue video mixer

1 x Projection Design F3 SVGA+ projector (5500 lumens) with 2 interchangeable lenses

1 x 16.4 lens (0.84:1)

1 x 1.74 – 2.51:1 Zoom lens

1 x Mitsubishi XL5950LU projector (5000 lumens) with 2 interchangeable lens: 1.85-2.35:1
2.4-3.3:1

4 x Projection Design F1+ projector (4000 lumens): 3 with 1.03:1 wide angle FIXED lenses
1 with 1.7-2.2:1 zoom lens.

Selection of BNC, Coax, phono, Scart, VGA and composite cables and adaptors

Please check for specific items availability BEFORE engagement: AV equipment may be committed to other Sadler's Wells productions.

APPENDIX A: Method Statement for Operation of the Power Flying System

- There is an **Emergency Stop** button located in each corner of the fly tower at every level, including the stage level.
- Maintain good communications between the stage and the fly floors, or wherever the operator is based. **Limit the number of persons calling instructions to the fly operator, particularly in show conditions.**
- Manual counterweight systems allow the fly operator to feel the effects of snags on the bar through the rope. This is not the case with power flying and, therefore, **it is extremely important that all moves are clearly observed**; if involving scenic pieces this should preferably be from the floor, and preferably both ends of the bar. There must be agreement in advance between Sadler's Wells crew and the visiting company for who will be responsible for observing moving scenery and lighting bars at stage level.
- The system includes slack rope and overload detection, but these mechanisms must not under any circumstances be relied upon to stop movement in the case of accident: the loads and forces involved means that damage is almost certain to be done before the piece is stopped. The cross stage bars themselves weigh approximately 200kg.
- Ensure that artists are informed of all flying cues within a show, especially where bars are moving in blackout conditions, and that full and safe flying rehearsals have been held before the 1st show. **This includes a flying rehearsal in full working light if requested by the fly operator.**
- Do not work in the grid whilst the system is in use, unless this has been agreed with the operator beforehand.
- The Safe Working Load is 600kg for each cross bar, and is 800kg for point hoists. Make sure that there is a good estimate of the weight of each piece of scenery to be rigged. **If a piece is too heavy to rig on a single bar or hoist, Sadler's Wells should be notified in advance of the get-in.**
- The Power Flying System requires the operator to programme information on the show and the scenery, and to take certain decisions about how to control pieces of scenery in discussion with Stage Management. **Please note: the system cannot be pre-programmed, all flown elements must be in place, and the flying programming session should be uninterrupted.**
- Provide as much information in advance of arriving, including a running plot for the operator in advance of any programming session or technical rehearsal. Without this information the technical rehearsals may take longer than necessary.
- All scene changes, including interval changes behind tabs, should be planned in advance, discussed with the operator, and programmed for both safety and efficiency. **Departing from a pre-programmed sequence will incur significant time delays and potential errors, so should be avoided at all costs.**

APPENDIX B: Sadler's Wells Theatre: Code of Practice for loading / unloading

Staffing

- The visiting company must ensure that a competent person is appointed to supervise the unloading and loading of the truck(s) or wagon(s).
- ALL crew will be competent, well rested at the beginning of the shift, and sober.
- ALL crew will follow Sadler's Wells requirements for Personal Protective Equipment and will wear protective footwear throughout any loading or unloading.
- Sufficient breaks must be scheduled. Guidelines to breaks are detailed in the theatre's technical specifications (these are readily available for all Sadler's Wells theatres). If in doubt please consult with Sadler's Wells technical management.
- Sufficient crew must be provided or requested of Sadler's Wells in advance. If loading/unloading is deemed unsafe as a result of insufficient crew, Sadler's Wells reserves the right to delay any unsafe activity until such time as additional crew can be deployed.

Loading/unloading

- The visiting company will have ensured the truck is safely packed, with no dangerously balanced items at risk of falling and injuring any member of any crew. Ideally a plan of the truck, showing the distribution of items within the truck, will be provided in advance (or at least be carried by the supervising member of staff unloading the truck).
- The visiting company will have ensured that boxes, skips and flight cases are safely packed to avoid any unbalanced loads. Weight should be indicated on each item.
- The visiting company will request any necessary lifting equipment (example: forklift truck with driver) in advance of their arrival (should there not be an adequate tail lift or ramp provided on their truck).
- Sadler's Wells will provide lighting should there not be suitable internal lighting on the truck.

Reporting

- Any and all accidents MUST be reported immediately to a member of Sadler's Wells crew who will ensure that the relevant personnel are informed immediately, in order that all Health and Safety procedures can be followed.
- Near misses MUST be reported to the Technical Director of Sadler's Wells and to the visiting company's Technical Director / Company Manager.

APPENDIX C: Code of practice for get-ins and get-outs: local residents

Sadler's Wells Theatre and the Lilian Baylis Studio are situated in residential areas. It is essential to the nature of our business that we sometimes have to work late at night or during the early hours of the morning (unsociable hours for noise disturbance). We recognise the importance of good relations with our neighbours and are committed to developing and maintaining them.

This Code of Practice will be followed by all staff employed by Sadler's Wells Trust. We will also endeavour to ensure that staff employed by visiting companies or their agents follow it.

Sadler's Wells Trust does not own or operate any vehicles, but drivers of vehicles owned by visiting companies or their agents will be asked by Sadler's Wells staff to:

- Move their vehicles if they are seen to be blocking entrances to residential properties
- Move their vehicles if they are seen to be parked directly in front of any residential property in Arlington Way (provided that alternative space is available on Arlington Way).
- Turn off their engines whilst parked in Arlington Way and Rosebery Avenue, particularly if any residents inform our staff that the engines have been left running.
- Keep truck movements, including all arrivals and departures, to a minimum in Arlington Way during unsociable hours

In addition:

- Theatre staff and staff working for visiting companies will be asked to work quietly whilst in Arlington Way, and to furthermore work quietly in Rosebery Avenue during unsociable hours.
- All staff must comply with the Sadler's Wells Health and Safety Code of Practice for loading and unloading of vehicles.
- All complaints from neighbours will be dealt with courteously. Wherever possible, the cause of the complaint will be dealt with immediately. A report of the complaint will be made to Sadler's Wells General Manager by the member of staff who dealt with the complaint.
- Any suggestions, from staff or from residents, regarding amendments or improvements to this code of practice will be passed to the General Manager for consideration.

Sadler's Wells

TECHNICAL SPECIFICATIONS AND EQUIPMENT LISTS

APPENDIX D: Gobos fitted into SWT MAC500 *(product codes as of www.martinpro.co.uk)*

Fixed Gobo Wheel

1. Cone	Stock no.	43076012
2. Dots		43076013
3. Lotus		43076014
4. Bricks		43076015
5. Clouds		43076016
6. Machine		43076017
7. Bambus		43076018
8. Threads		43076019
9. Grid ball <i>(Not Martin standard)</i>		43076011

Rotating Gobo Wheel

1. Triangle	43076004
2. Phones <i>(Not Martin standard)</i>	43076007
3. Fan	43076006
4. Thin Bars	43076005
5. Pling <i>(Not Martin standard)</i>	43076020

Additional stock (charge incurred for preparing MACs for gobo change):

Open Gobo	43076001
Bar	43076002
Triple Beam	43076003
Breakup Ice	43076009
Sun 2	43070024
Squirl	43070035

Sadler's Wells

TECHNICAL SPECIFICATIONS AND EQUIPMENT LISTS

APPENDIX E: SWT CXi Scroller Colours

Listed by LEE numerical order with Rosco Supergel and Gam equivalent colours where available. Rainbow? indicates whether same colour is available from SWT Rainbow scrollers (*see appendix C*)

LEE	ROSCO	GAM	NAME	RAINBOW?
L000	R0		CLEAR	0
L000	R0		CLEAR	16
L000	R0		CLEAR	32
L009	R9		PALE AMBER GOLD	3
L010	R10		MEDIUM YELLOW	
L015	R15		DEEP STRAW	5
L019	R19		FIRE	9
L021	R21		GOLDEN AMBER	7
L022	R22		DEEP AMBER	8
L026	R26		RED	10
L036	R36		MEDIUM PINK	
L046	R46		MAGENTA	
L048	R48		ROSE PURPLE	
L052	R52		LIGHT LAVENDER	
L058	R58		DEEP LAVENDER	
L068	R68		SKY BLUE	23
L079	R80		PRIMARY BLUE	25
L089	R89		MOSS GREEN	31
L090	R90	G650	DARK YELLOW GREEN	19
L101			YELLOW	
L104			DEEP AMBER	
L105			ORANGE	
L108	R3		DARK BASTARD AMBER	2
L110			MIDDLE ROSE	
L111			DARK PINK	
L116			MEDIUM BLUE GREEN	
L117			STEEL BLUE	
L118			LIGHT BLUE	
L120		G905	DARK BLUE	
L121	R86		PEA GREEN	
L124			DARK GREEN	
L132			MEDIUM BLUE	
L139			PRIMARY GREEN	
L141	R69		BRIGHT BLUE	
L147	R317		APRICOT	
L152		G325	BASTARD AMBER	
L161			SLATE BLUE	
L179			CHROME ORANGE	
L180			DARK LAVENDER	
L181			CONGO BLUE	
L193	R32		MEDIUM SALMON PINK	
L194	R57		LAVENDER	15
L196	R65		DAYLIGHT BLUE	
L201	R371		FULL CTB (L201/R3202)	20
L202	R372		HALF CTB (L202)	

Sadler's Wells

TECHNICAL SPECIFICATIONS AND EQUIPMENT LISTS

LEE	ROSCO	GAM	NAME	RAINBOW?
L203	R373		QUART CTB (L203/R3208)	21
L204	R3407		CTO FULL (204)	13
L205	R3408		CTO HALF (205)	14
L219			FLUORESCENT GREEN	
L244		G540	PALE GREEN	
L328		G120	BRIGHT PINK	
	R14		MEDIUM STRAW	
	R18		FLAME	
	R23		ORANGE	
	R312		CANARY	
	R318		MAYAN SUN	
	R344		FOLLIES PINK	30
	R358		ROSE INDIGO	
	R383		SAPPHIRE BLUE	
	R385		ROYAL BLUE	27
	R39		EXOTIC SANGRIA	
	R44		MIDDLE ROSE	
	R54		SPECIAL LAVENDER	
	R56		GYPSY (DARK) LAVENDER	18
	R64		LIGHT STEEL BLUE	
	R83		MEDIUM BLUE	
		G110	DARK ROSE	
		G130	ROSE	
		G155	LIGHT PINK	
		G160	CHORUS PINK	
		G180	CHERRY	
		G315	AUTUMN GLORY	
		G330	SEPIA	
		G335	CORAL	
		G343	HONEY	
		G450	SAFFRON	
		G660	MEDIUM GREEN	
		G680	KELLY GREEN	
		G685	PISTACHIO	
		G690	BLUE GRASS	
		G710	BLUE GREEN	
		G725	PRINCESS BLUE	
		G740	OFF BLUE	
		G760	AQUA BLUE	
		G790	ELECTRIC BLUE	
		G810	MOON BLUE	
		G815	MOODY BLUE	
		G835	AZTEC BLUE	
		G847	CITY BLUE	
		G915	TWILIGHT	
		G940	LIGHT PURPLE	
		G945	ROYAL PURPLE	
		G950	PURPLE	
		G960	MEDIUM LAVENDER	
		G990	DARK LAVENDER	
		G995	ORCHID	

Sadler's Wells

TECHNICAL SPECIFICATIONS AND EQUIPMENT LISTS

APPENDIX F: SWT Rainbow Scroller Colours

Listed by Frame order with Lee and Gam equivalent colours where available.
CXI? indicates whether same colour is available from SWT CXi scrollers
(see appendix B)

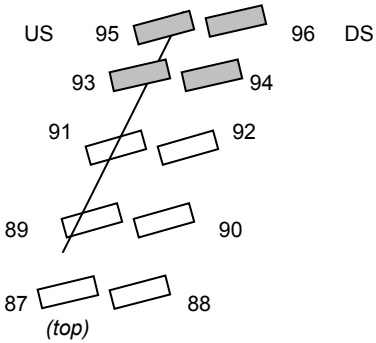
RAINBOW	ROSCO	NAME	LEE	GAM	CXi ?
0	R0	CLEAR	L000		YES
1	R1	LIGHT BASTARD AMBER	L176		X
2	R3	DARK BASTARD AMBER	L108		YES
3	R9	PALE AMBER GOLD	L009		YES
4	R317	APRICOT	L147		X
5	R15	DEEP STRAW	L015		YES
6	R20	MEDIUM AMBER	L020		X
7	R21	GOLDEN AMBER	L021		YES
8	R22	DEEP AMBER	L022		YES
9	R19	FIRE	L019		YES
10	R26	RED	L026		YES
11	R40	LIGHT SALMON			X
12	R13	STRAW TINT	L013		X
13	R3407	CTO FULL (204)	L204		YES
14	R3408	CTO HALF (205)	L205		YES
15	R57	LAVENDER	L194		YES
16	R0	CLEAR	L000		YES
17	R355	PALE VIOLET			X
18	R56	GYPSY (DARK) LAVENDER			YES
19	R90	DARK YELLOW GREEN	L090	G650	YES
20	R371	FULL CTB (L201/R3202)	L201		YES
21	R373	QUARTER CTB (L203/R3208)	L203		YES
22	R70	NILE BLUE	L140		X
23	R68	SKY BLUE	L068		YES
24	R74	NIGHT BLUE	L119		X
25	R80	PRIMARY BLUE	L079		YES
26	R85	DEEP BLUE	L085		X
27	R385	ROYAL BLUE			YES
28	R59	INDIGO			X
29	R49	MEDIUM PURPLE	L126		X
30	R344	FOLLIES PINK			YES
31	R89	MOSS GREEN	L089		YES
32	R0	CLEAR	L000		YES

Sadler's Wells

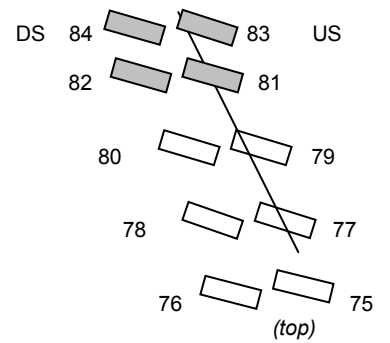
TECHNICAL SPECIFICATIONS AND EQUIPMENT LISTS

FOH SEMI-PERMANENT RIG: JAN 2010 IRON/SAFETY CURTAIN

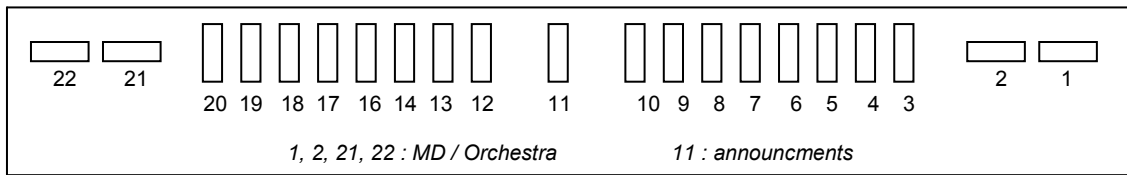
Proscenium booms



Proscenium booms



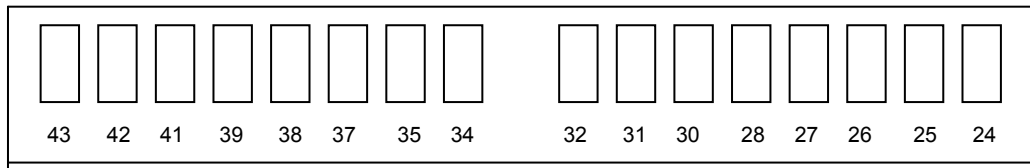
BRIDGE ONE 12.8m above stage level 13m to bottom of iron



116

122

BRIDGE TWO 14.85m above stage level 19m to bottom of iron



115

121

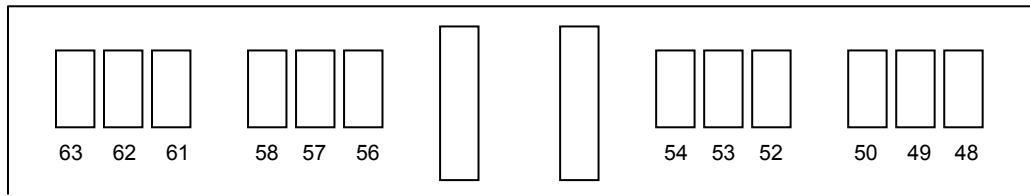
114

120

113

119

BRIDGE THREE 14.25m above stage level 23m to bottom of iron



112

118

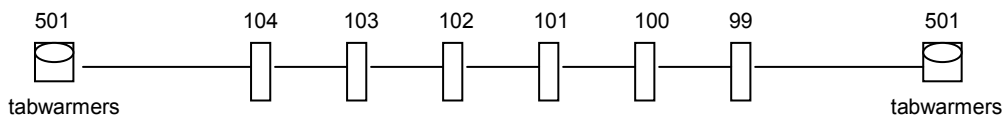
111

117


(slips)




(slips)

15.8m from DRESS CIRCLE to iron 3.5m above stage



18m from UPPER CIRCLE to iron 8m above stage level



-  Strand SL 15-32 zoom Profile (600W)
-  Strand SL 23-50 zoom Profile (600W)
-  ETC 19 deg Source 4 Profile (750W)

APPENDIX H: SWT 5K Rainbow Scroller Colours

RAINBOW 5K SCROLLER COLOURS

RAINBOW	ROSCO	NAME	LEE	CXi ?
0	R0	CLEAR	L000	YES
1	R13	STRAW TINT	L013	X
2	R317	APRICOT	L147	YES
3	R22	DEEP AMBER	L022	YES
4	R26	LIGHT RED	L026	YES
5	R349	FISHER FUSCHIA	-	X
6	R371	FULL CTB (L201/R3202)	L201	YES
7	R78	TRUDY BLUE/DOUBLE CTB (L200)	L200	X
8	R67	LIGHT SKY BLUE	L165	X
9	R80	PRIMARY BLUE	L079	YES
10	R76	LIGHT GREEN BLUE	-	X